

**hansgrohe**

# **Meet the beauty of water**

The showering and tap collection 2022





# hansgrohe: modern design and refreshingly high-quality products

## Showering perfection since 1901

With constant emphasis on the highest standards, our visionary concepts help make life in the bathroom easier, better and more beautiful. Our determination to enhance the beauty of water and every aspect of your experience knows no bounds. Innovation combined with brilliantly simple, ultra-reliable technology ensures we create timeless and sophisticated products. All over the world, hansgrohe is synonymous with high-quality products of exceptional design, ease of use and intelligent functionality.

## Engineered in Germany

Since 1901, 'Engineered in Germany' has been a recipe for success for Hansgrohe as a shower and tap manufacturer. Over 120 years since the company's foundation, this level of German expertise is a guarantee of excellence. Every Hansgrohe manufacturing facility works to the highest standards through continuous quality management to ensure top performing products and service.

## Our name is your guarantee

Always creating the highest quality products defines our approach to modern design, manufacturing and performance. 'Made by Hansgrohe' is your assurance of quality, backed by our five-year guarantee for repair, replacement or refund if ever any of our products fail to fulfil those high expectations that attracted you to the Hansgrohe name.



All products carry a minimum 5 year manufacturing guarantee.



Spare parts held for 15 years after product discontinuation.



## Discovering hansgrohe

- 6** Designed for life, realised by hansgrohe
- 8** Quality that you can count on
- 10** Sustainable technologies
- 12** We don't just keep up with technology - we pioneer it
- 14** Experience showering like never before
- 16** Your bathroom. Your shower. Your choice.
- 18** FinishPlus

## New for 2022

- 22** RainDrain
- 24** XtraStoris
- 26** AddStoris

## hansgrohe solutions

- 30** Concealed valve with overhead shower and slide rail kit
- 34** Concealed valve with overhead shower and hand shower holder
- 38** Concealed valve with slide rail kit
- 42** Concealed valve with overhead shower
- 46** Concealed valve with slide rail kit and Exafill bath filler
- 50** Exposed valve with slide rail kit
- 54** Exposed bath/shower valve with slide rail kit
- 58** Showerpipes: all-in-one shower system

## Product overview

- 62** Exposed showers
- 63** Concealed showers
- 64** Overhead showers
- 65** Hand showers
- 66** Shower sets
- 67** Exafill

## hansgrohe: style on tap

- 70** Vivenis
- 70** Finoris
- 71** Talis E
- 71** Talis S
- 72** Metropol
- 72** Metris
- 73** AddStoris
- 74** Peace of mind from installation to enjoyment



# Designed for life, realised by Hansgrohe

At Hansgrohe our philosophy of design is integral to everything you see and defines the standard to which others can only aspire.

## Clever minds and new designs

Bathrooms are living spaces where we can feel comfortable and cultivate our own individual style. hansgrohe products are meticulously designed and manufactured to make them more attractive, more comfortable and more exhilarating. Working closely with a number of the world's most influential designers, Hansgrohe leads the bathroom industry in both aesthetics and performance.



## Defining excellence

By collaborating with internationally recognised creative minds, we empower, direct and define global design. Our showers, shower systems and taps have won more than 600 internationally renowned awards, including the IF awards - which are the among the most prestigious and largest in the design world.



**Product shown:** Finoris single lever basin mixer 230 with 2jet pull-out spray and push-open waste (76063670)

# Hansgrohe: quality you can count on

At Hansgrohe we create top quality products that deliver in both form and function, so you can enjoy them for a long time to come.

We apply rigorous tests and stringent guidelines in our development and production, and that's validated by the independent testing institutes that attest to our high quality workmanship.



### Quality is infused into every hansgrohe product

Before our products are ready for production, they have to prove themselves thousands of times in test cycles, stress tests and field tests. Highly qualified employees see to meticulous quality assurance and quality management at every point.

### Manufacturing quality


Hansgrohe relies on top-quality materials, high-tech design and precision work. Hansgrohe understands "quality workmanship" means more than just the materials. It's the basis of our four pillars of quality: product, design, manufacturing and service.



All products carry a minimum 5 year manufacturing guarantee.



Spare parts held for 15 years after product discontinuation.



# Shaping the future product innovations with sustainable technologies



Water is one of our planet's most precious resources and one we all have a duty to safeguard. As concern for our environment continues to grow, sustainability has become an increasingly important consideration.

Experts are continuously working on making our products efficient, easy to manufacture, sustainable and safe. With technologies, such as EcoSmart or CoolStart, our customers' water and energy consumption are significantly reduced day after day.

Choosing Hansgrohe products ensures you are buying from a quality manufacturer whose ecological awareness is at the very heart of its business. Sustainability informs every single aspect of the company's decision-making.

Hansgrohe product quality guarantees longevity, new product development embraces innovative water-saving features and strict adherence to sustainability targets drives our meticulous manufacturing processes. By 2030, we aim to be climate neutral.

Not only do Hansgrohe products create a design statement throughout your home, they are conclusive confirmation of your green-living goals.

# We don't just keep up with technology - we pioneer it

Our innovative technologies are all about performance. To enhance the beauty of water and every aspect of your enjoyment.

From the big picture to the smallest detail, we welcome every opportunity to enhance your showering experience by integrating technical innovation wherever and whenever it will function best. The icons are here to introduce you to the latest hansgrohe advances. They are your guide to discovering just how much hansgrohe can enhance your comfort and enjoyment in the bathroom.



### Less water, less energy, more enjoyment

EcoSmart technology reduces your water consumption by up to 60% without compromising on your showering performance. Thanks to a sophisticated flow limiter, special jets and integrated aerator, you not only save precious water but also the energy needed to heat it. That's good news for the planet and good news for your wallet too.



### Soothing sensations

Introducing carefree showers. CoolContact prevents the thermostatic mixer from getting too hot and prevents painful scalding.



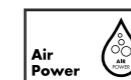
### Comfort and convenience at your fingertips

One touch changes the waterflow. The shower or spray type can be switched on and off or changed with a simple click.



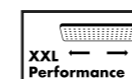
### Limescale simply rubbed off in an instant

Remove limescale deposits simply by rubbing the flexible silicone nozzles.



### More volume, more pleasure

Combines water with a generous amount of air. For a soft, splash-free water spray and rich, full shower drops.



### Big performance, great experience

Evenly distributes the water over the large spray face to envelope the whole body.



### The hidden magic behind our showers

The ultra-reliable, flexible device that is behind your shower's super performance.

# Experience showering like never before



Invigorating. Indulgent. Relaxing. Energising. Everyone has their own idea of the most rewarding showering experience.

Throughout this brochure the Spray Pattern icons shown will help navigate your choice of hansgrohe shower that delivers the patterns of your choice from a brisk burst of freshness to softly soothing massage.



**PowderRain**  
A unique shower experience thanks to the soft caress of micro droplets.



**Rain and Rain XL**  
Ideal for rinsing out shampoo quickly and thoroughly.



**RainAir**  
Air-enriched drops from a large, wide jet to wash your cares away.



**IntenseRain**  
Invigorate your muscles and set yourself up for the day with the powerful IntenseRain water spray.



**TurboRain**  
The all-purpose tool for quick results: the revitalising spray lives up to its name.



**SoftRain**  
The gentle SoftRain water spray gently wraps itself around the body. A treat for the skin - and for the soul.



**Massage**  
A concentrated spray, creating a wellness treatment for the home bathroom.



**WhirlAir**  
The concentrated WhirlAir spray simply massages away the exertions of the day.



# Your bathroom. Your shower. Your choice.

Here's how to choose the right hansgrohe products for the kind of space you want to create. After all, your shower should be as individual as you are. Simply select and identify the shower configuration you need to achieve the style and set-up you prefer together with the quality performance and control you demand.

## Step 1

Where are you installing your shower?

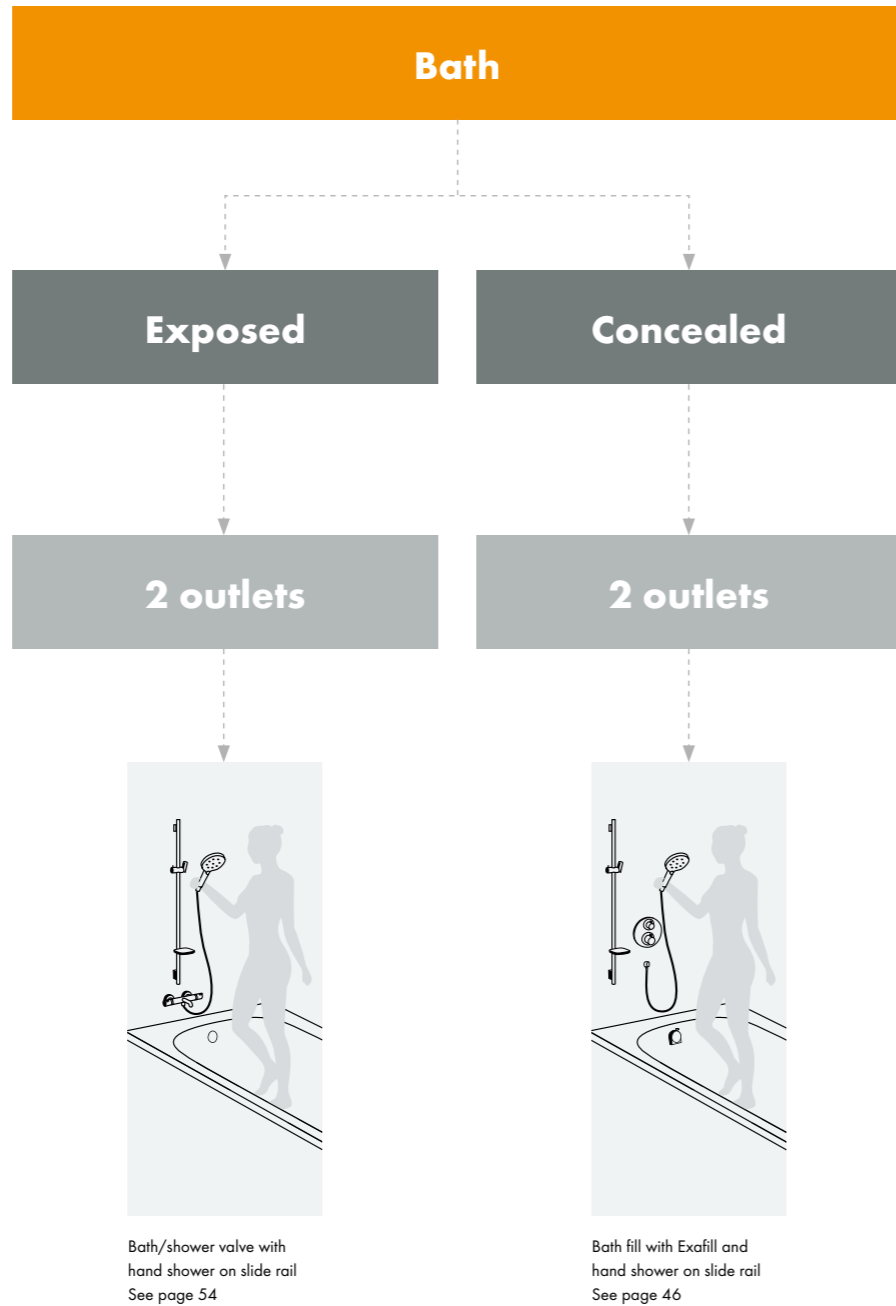
## Step 2

What type of valve needs installing?

## Step 3

How many outlets do you require?

eg. overhead shower, hand shower or bath filler



## Our valves explained



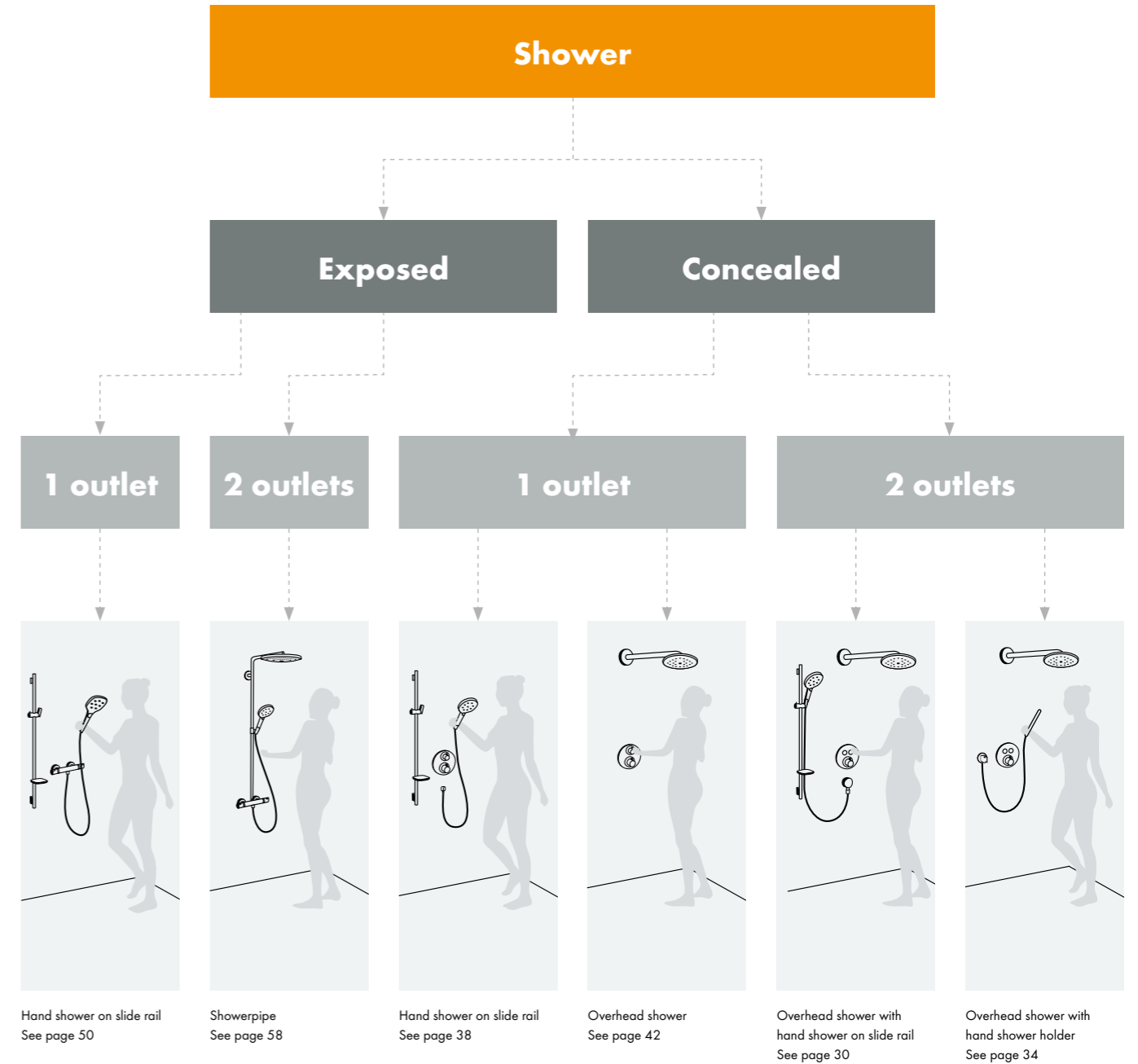
### Exposed valve

Where solid brick walls don't allow a concealed valve or there is a desire to focus more on practicality and function, an exposed valve is often the preferred choice.



### Concealed valve

Space-saving or sleekly minimalistic, a concealed valve hidden behind your tiling or wet wall fulfils the desire for a streamlined appearance by masking unattractive pipe work or fittings.



# FinishPlus: consistency in harmony

Express your individuality with a choice of finishes. The FinishPlus range allows you to establish a consistent look across your bathroom. With a comprehensive range of showers, taps and bathroom accessories in a variety of high quality surface finishes. FinishPlus not only creates visual harmony but also provides the quality, attention to detail and performance you expect from every hansgrohe product.



## Showers

Add character to your bathroom with the latest trend colours. The hansgrohe shower systems can be chosen in shades to suit any bathroom, from polished to matt colours.



Available in 5 FinishPlus surfaces in addition to Polished Chrome:  
Brushed Bronze, Brushed Black Chrome, Matt Black, Matt White and Polished Gold Optic

## AddStoris - Accessories for every bathroom

This range of accessories impresses with its sleek, minimalist design – and is the perfect match when teamed with hansgrohe taps in your bathroom. For a modern look where everything is co-ordinated without clutter, hansgrohe AddStoris accessories are available in six different surface finish colours to match with the colour schemes of our FinishPlus taps and showers.



## Linear shower drains

Consistent design soothes the soul, while the floor-level drainage system creates a spa-like feeling. With the high-quality RainDrain system, you can enjoy harmonious design and maximum comfort in the shower. The RainDrain finish matches the rest of the hansgrohe range. Combine the RainDrain shower drain with showering, taps and innovative storage solutions in one harmonious interior design. RainDrain is perfect for newly installed bathrooms and bathroom renovations.

## Taps

The elegance and precision of hansgrohe bathroom taps extends beyond the high-quality surface finish. Even hidden away behind the scenes, noiseless hansgrohe ceramic cartridges and flexible connection hoses work hard around-the-clock to keep the water flowing and protect against water damage. We offer finishes to suit all bathroom designs and colours.



Please scan the QR code to view the FinishPlus brochure.

# Individuality with a splash of colour

Add character to your bathroom with new finishes around your basin, bath or shower. There is now the choice between chrome and five FinishPlus colours to give your bathroom a certain je ne sais quoi. Matt black and matt white are perfect for fans of modern architecture, while the premium metallic surfaces with polished gold optic, brushed black chrome and brushed bronze combine elegance with modern flair. Please speak to your showroom consultant for product availability.



Please scan the QR code to view the FinishPlus brochure



## Brushed Bronze

Harmony in gentle natural shades – the warm tone has very subtle nuances with its brushed surface. Brushed bronze can also be perfectly paired with natural shades.

**Products shown:** Raindance Select S showerpipe 240 1jet PowderRain, Metropol 3-hole basin mixer 160 with lever handles and push-open waste, Metropol 4-hole rim-mounted bath mixer with lever handles and AddStoris accessories



## Matt Black

Matt is the new black – matt black creates a bold contrast with light walls and accessories, while creating a high-end and extravagant look.

**Products shown:** Raindance Select PowderRain 240 showerpipe and Talis E single lever basin mixer 110



## Brushed Black Chrome

Striking and eye-catching – the subtle brushed chrome in black creates a distinct look. A dark and slightly reflective surface produces a sophisticated aesthetic.

**Products shown:** Rainfinity overhead shower 360 1jet with wall connector, Rainfinity hand shower 130 3jet, RainSelect thermostat for concealed installation for 4 functions, FixFit wall outlet square with non-return valve and Isiflex shower hose 125cm



## Matt White

Bold with unconventional freshness – matt white neutrality blends seamlessly in bathrooms with subtle or fresh colour schemes.

**Products shown:** Square concealed valve with Raindance (300) overhead and Select rail kit, Metropol single lever basin mixer 110 and Metropol single lever bath mixer floor standing



## Polished Gold Optic

Add some glamour – the polished surface transforms the bathroom into a luxurious refuge. The shimmering surface adds an elegant shine to the setting.

**Products shown:** Raindance Select S showerpipe 240 1jet PowderRain, Metropol 3-hole basin mixer 160 with lever handles and push-open waste, Ecostat Round thermostatic mixer for concealed installation for 2 outlets, Raindance Select S hand shower 120 3jet, FixFit wall outlet square with non-return valve, Isiflex shower hose 125cm, Exafill S finish set bath filler, waste and overflow set, and AddStoris accessories



NEW

# RainDrain: A sensational sight in the shower

Are you dreaming of a floor-level shower and looking for the icing on the cake with everything in your modern bathroom fully coordinated? With the RainDrain shower drain, you will be able to fulfil your fantasy. With a choice of colours, surface finishes and sensational design, the linear drainage channel will clearly echo your chosen shower style and accessories.

A cohesive bathroom design is key to creating that special feel-good factor and that's particularly so in your shower and bathroom. RainDrain is a sophisticated solution that adds the perfect finishing touch to your choices with a truly harmonious look, hansgrohe quality and of course dependable durability.

Various surface options include tileable drain covers, enabling the drain to blend seamlessly into a wet-room floor, as well as Polished Chrome, Brushed Stainless Steel, Brushed Bronze, Brushed Black Chrome, Polished Gold Optic, Matt Black and Matt White.



Prevents water damage. The concealed installed base set, uBox universal, is supplied with a factory pre-installed seal liner that is incorporated into the composite seal.

RainDrain: Adaptable to every shower and taste



**RainDrain Flex**  
Finish set shower drain 700 cuttable in Polished Gold Optic 56043990\*

£581



**RainDrain Match**  
Finish set shower drain 600 with height adjustable frame in Matt Black 56036670\*

£452



**RainDrain Rock**  
Finish set shower drain 600 cut to size and tileable 56029000\*

£152



NEW

# XtraStoris: Design that makes itself useful

You value a high quality, elegant design for your dream bathroom. Yet ordinary shelving for your shampoos and care products simply wouldn't fit your design concept. Allow us to introduce XtraStoris wall niches, a clever storage solution that matches the style of the rest of your bathroom but gives all those shower products freedom of movement.

Whether you are renovating your bathroom or planning a new one, you want some well-designed bathroom architecture where nothing sticks out and everything fits perfectly. Your bathroom should be a place of wellbeing that radiates calm and reflects your personal taste. XtraStoris wall niches give all those bathroom products a place to go, making them useful every day at the same time as highlighting your overall design.

Everything nicely accommodated, matching the preferred style in your bathroom



**XtraStoris Individual**  
Wall niche 300x300x100mm in Matt White with Polished Gold Optic frame  
56099990

£580



**XtraStoris Original**  
Wall niche with frame 300x300x100mm in Stainless Steel Optic  
56061800

£478



**XtraStoris Minimalistic**  
Wall niche frameless 300x300x100mm in Matt Black  
56073670

£417



Products are available in other finishes and sizes. Prices may vary between product finishes. Please speak to your showroom consultant for more information.

NEW

# AddStoris: Everything is always beautiful and within reach

Do you love it when everything around you looks as if it came from a single source? Even all the different things you use in the bathroom every day? From toothbrushes and toothpastes to soaps and flannels, from perfumes and creams to razors and shaving foams. Where can all these essential products find a suitable storage spot that's also aesthetically satisfying?

AddStoris is the simplest answer. With an extensive range of accessories in six different surface colours, its flat minimalist design meets all those storage needs as well as matching your bathroom design to create a welcome oasis of wellbeing. From tissue boxes to shaving mirrors, AddStoris blends everything in to your design in a beautifully unobtrusive and uncluttered fashion.

Holistic bathroom design with stylish accessories in six colours



Products shown are in Matt Black.  
Prices may vary between product finishes.  
Please speak to your showroom consultant for more information.



**AddStoris**  
Double hook  
41755670

£32



**AddStoris**  
Soap dish  
41746670

£53



**AddStoris**  
Toothbrush tumbler  
41749670

£53



**AddStoris**  
Liquid soap dispenser  
41745670

£76



**AddStoris**  
Roll holder with cover  
41753670

£84



**AddStoris**  
Roll holder without cover  
41771670

£60



**AddStoris**  
Roll holder with shelf  
41772670

£73



**AddStoris**  
Towel ring  
41754670

£53



**AddStoris**  
Bath towel rail  
41747670

£85




**AddStoris**  
Double bath towel rail  
41743670

£115



**AddStoris**  
Towel holder twin-handle  
41770670

£85



**AddStoris**  
Corner basket  
41741670

£62



**AddStoris**  
Shaving mirror  
41791670

£129



**AddStoris**  
Toilet brush holder wall-mounted  
41752670

£76



Please visit [hansgrohe.co.uk](https://www.hansgrohe.co.uk) for the complete AddStoris collection



# hansgrohe solutions

We've now made it easier for you to select your ideal shower, bathroom taps and mixers for washbasins, showers and bathtubs. On the following pages is a selection of stunning solutions that have been specially crafted by hansgrohe. Each one expresses perfectly the combination of function, performance and experience. Please visit your local stockist who will be able to create a bathroom solution specifically to suit your home and your needs.

- 30** Concealed valve with overhead shower and slide rail kit
- 34** Concealed valve with overhead shower and hand shower holder
- 38** Concealed valve with slide rail kit
- 42** Concealed valve with overhead shower
- 46** Concealed valve with slide rail kit and Exafill bath filler
- 50** Exposed valve with slide rail kit
- 54** Exposed bath/shower valve with slide rail kit
- 58** Showerpipes: all-in-one shower system



## Concealed valve with overhead shower and slide rail kit

Modernise your bathroom with these versatile shower solutions. Enjoy a relaxing spa-like experience with air-enriched droplets falling from above. Select controls make it easy to switch between hand and overhead shower as well as change between the three spray patterns. Easily set your ideal temperature with the thermostatic control and safety stop.

**Square Select valve with Rainfinity (250) overhead and slide rail kit**  
88102058

**£2,310**



# Concealed valve with overhead shower and slide rail kit

Simply select a configuration and design solution that is perfect for you.  
All collections include necessary concealed working parts.

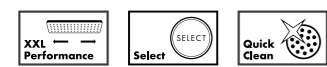


Certain products featured are available in FinishPlus options.  
Please scan the QR code to view.

**Square Select valve with Rainfinity (250) overhead and slide rail kit**

88102058

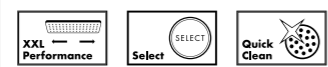
£2,310



**Square Select valve with Raindance (300) overhead and Select rail kit**

88101005

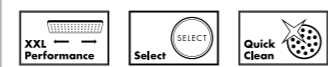
£2,045



**Round Select valve with Raindance (240) overhead and Select rail kit\***

88101006

£1,925



**Square valve with Raindance (300) overhead and Select rail kit**

88101004

£1,850



**Round valve with Raindance Select rail kit and Air (240) overhead\***

88101003

£1,705



**Soft Cube valve with Raindance Select rail kit and Air (240) overhead**

88101002

£1,670



**Soft Cube valve with Cromas Select (180) overhead and rail kit**

88101000

£1,409



**Round valve with Cromas Select (180) overhead and rail kit**

88101001

£1,409





## Concealed valve with overhead shower and hand shower holder

A modern bathroom for a lifetime of style and function with EcoSmart and AirPower technology to save water and money. Air-enriched droplets from a generous overhead shower offer a cascade of water. Silicone nozzles simply rub clean of limescale and thermostatic control ensures pleasure and safety for the whole family.

**Square valve with Raindance (300) overhead and Baton hand shower**

88101011

**£1,800**

# Concealed valve with overhead shower and hand shower holder

Simply select a configuration and design solution that is perfect for you.  
All collections include necessary concealed working parts.



Certain products featured are available in FinishPlus options.  
Please scan the QR code to view.

**Square Select valve with Rainfinity (250) overhead and Baton hand shower**

88102059

£2,045



**Square Select valve with Raindance (300) overhead and Baton hand shower**

88101012

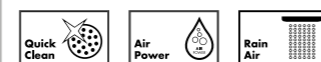
£1,995



**Round Select valve with Raindance (240) overhead and Baton hand shower\***

88101013

£1,870



**Square valve with Raindance (300) overhead and Baton hand shower**

88101011

£1,800



**Round valve with Raindance (240) overhead and Baton hand shower\***

88101010

£1,650



**Soft Cube valve with Raindance (240) overhead and Baton hand shower**

88101009

£1,620



**Round valve with Cromas Select (180) overhead and Baton hand shower**

88101008

£1,458



**Soft Cube valve with Cromas Select (180) overhead and Baton hand shower**

88101007

£1,458





## Concealed valve with slide rail kit

From soft air-enriched droplets to a strong massage spray perfect for rinsing out shampoo, this is the shower solution to keep everyone happy. Effortlessly switch between the three spray patterns at the touch of a button even with soapy hands. A thermostatic control with safety stop makes it easy to set and maintain your ideal temperature.

**Square valve with  
Raindance Select rail kit**  
88101018

**£1,000**

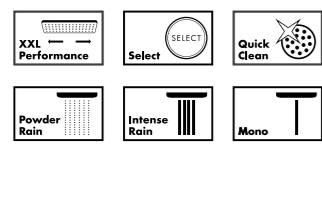
# Concealed valve with slide rail kit

Simply select a configuration and design solution that is perfect for you. All collections include necessary concealed working parts.



Certain products featured are available in FinishPlus options. Please scan the QR code to view.

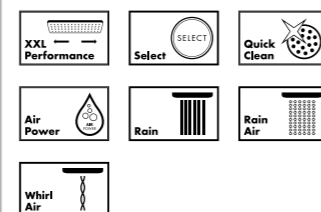
**Square Select valve with Rainfinity slide rail kit**  
88102060  
£1,335



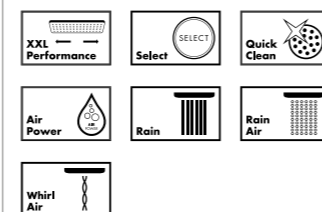
**Round Select valve with Raindance Select rail kit\***  
88101020  
£1,185



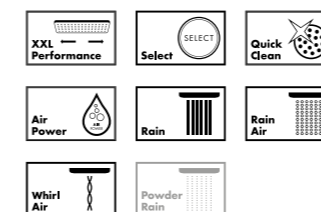
**Square Select valve with Raindance Select rail kit**  
88101019  
£1,180



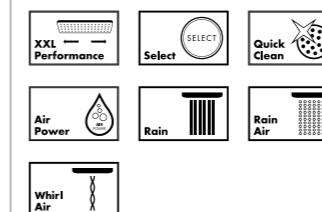
**Square valve with Raindance Select rail kit**  
88101018  
£1,000



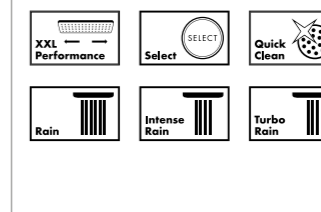
**Round valve with Raindance Select rail kit\***  
88101017  
£990



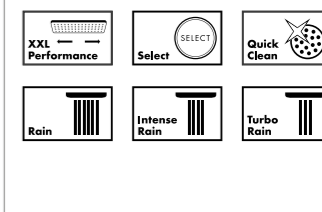
**Soft Cube valve with Raindance Select rail kit**  
88101016  
£985



**Round valve with Cromas Select rail kit**  
88101015  
£886



**Soft Cube valve with Cromas Select rail kit**  
88101014  
£886





## Concealed valve with overhead shower

Whether you prefer classic or modern, the circular design of this shower pack will ensure you get the shower you deserve whilst silicone nozzles easily rub clean of limescale. Set your ideal temperature and maintain it with the thermostatic control and safety stop.

**Round valve with  
Raindance (240) overhead\***  
88101024

**£1,322**

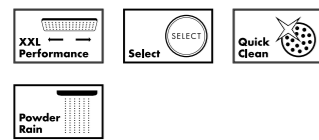
# Concealed valve with overhead shower

Simply select a configuration and design solution that is perfect for you.  
All collections include necessary concealed working parts.

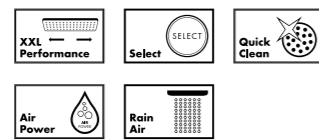


Certain products featured are available in FinishPlus options.  
Please scan the QR code to view.

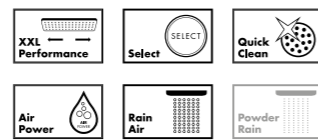
**Square Select valve with Rainfinity (250) overhead**  
88102061  
**£1,752**




**Square Select valve with Raindance (300) overhead**  
88101026  
**£1,642**



**Round Select valve with Raindance (240) overhead\***  
88101027  
**£1,517**




**Square valve with Raindance (300) overhead**  
88101025  
**£1,462**



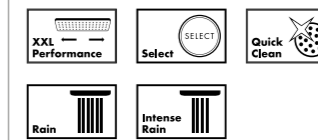
**Round valve with Raindance (240) overhead\***  
88101024  
**£1,322**



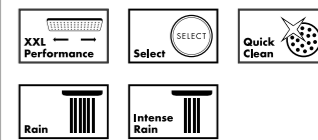
**Soft Cube valve with Raindance (240) overhead**  
88101023  
**£1,292**



**Soft Cube valve with Cromas Select (180) overhead**  
88101021  
**£1,130**



**Round valve with Cromas Select (180) overhead**  
88101022  
**£1,130**





## Concealed valve with slide rail kit and Exafill bath filler

Switch between bath or shower and adjust the temperature with a simple twist of the handle on one neat control unit. A welcoming bath is speedily but discreetly filled from the wide flood jet whilst the shower offers three different spray patterns that are sure to keep the whole family happy.

**Soft Cube valve with Cromo Select  
rail kit and Exafill**  
88101028

**£1,334**



# Concealed valve with slide rail kit and Exafill bath filler

Simply select a configuration and design solution that is perfect for you.  
All collections include necessary concealed working parts.

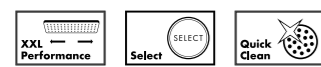


Certain products featured are available in FinishPlus options.  
Please scan the QR code to view.

## Square Select valve with Rainfinity slide rail kit and Exafill

88102062

£1,816



## Round Select valve with Raindance Select rail kit and Exafill\*

88101034

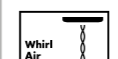
£1,666



## Square Select valve with Raindance Select rail kit and Exafill

88101033

£1,661



## Square valve with Raindance Select rail kit and Exafill

88101032

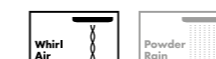
£1,458



## Round valve with Raindance Select rail kit and Exafill\*

88101031

£1,438



## Soft Cube valve with Raindance Select rail kit and Exafill

88101030

£1,433



## Round valve with Cromas Select rail kit and Exafill

88101029

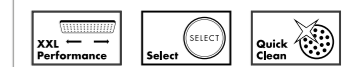
£1,334



## Soft Cube valve with Cromas Select rail kit and Exafill

88101028

£1,334





## Exposed valve with slide rail kit

From soft air-enriched droplets to a strong massage spray perfect for rinsing out shampoo, this is the shower solution that keeps the whole family happy. Simply switch between three spray patterns at the touch of a button – even with soapy hands – set and maintain your ideal temperature with its thermostatic control with safety stop.

**Soft Cube Raindance Select rail kit  
with Cool Contact Cromia E valve**  
88101121

**£605**

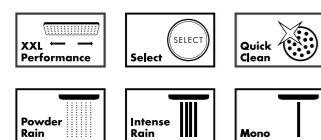
## Exposed valve with slide rail kit

Simply select a configuration and design solution that is perfect for you. All collections include necessary concealed working parts.



Certain products featured are available in FinishPlus options. Please scan the QR code to view.

**Round Rainfinity rail kit with Select valve**  
88102063  
**£1,065**



**Round Raindance Select rail kit with Select valve\***  
88101040  
**£890**



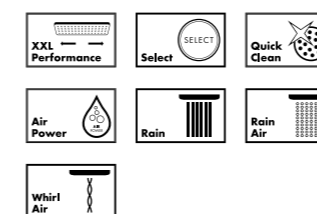
**Soft Cube Raindance Select rail kit with Cool Contact Cromia E valve**  
88101121  
**£605**



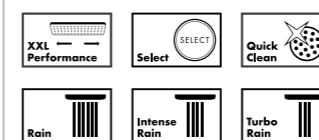
**Round Raindance Select rail kit with valve\***  
88101038  
**£555**



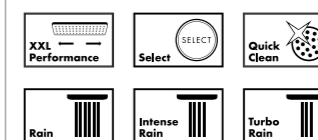
**Soft Cube Raindance Select rail kit with valve**  
88101037  
**£550**



**Soft Cube Cromia Select rail kit with valve**  
88101035  
**£410**



**Round Cromia Select rail kit with valve**  
88101036  
**£390**





## Exposed bath/shower valve with slide rail kit

The Croma E Bath/Showerpipe combines an exposed thermostatic bath filler with a slide rail kit and overhead shower that features an innovative way to fill a bath whilst providing 2-way showering. The QuickClean functionality enables fast and easy removal of limescale deposits making sure your shower looks beautiful and stays working for longer. The CoolContact anti-scald technology eliminates the risk of the bath filler becoming too hot to touch.

**Croma E showerpipe 280  
with bath/shower valve**  
88102245

**£1,120**

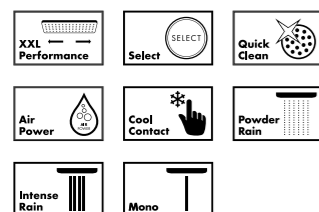
# Exposed bath/shower valve with slide rail kit

Simply select a configuration and design solution that is perfect for you.  
All collections include necessary concealed working parts.



Certain products featured are available in FinishPlus options.  
Please scan the QR code to view.

**Round Rainfinity**  
Select rail kit with Select  
bath/shower valve  
88102064  
£1,250



**Croma E**  
showerpipe 280 with  
bath/shower valve  
88102245  
£1,120



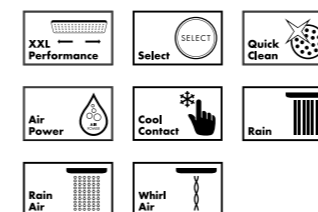
**Round Rairdance**  
Select rail kit with Select  
bath/shower valve\*  
88101044  
£1,119



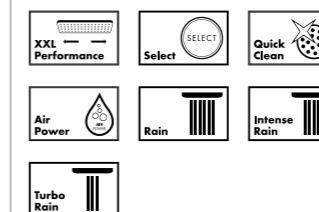
**Soft Cube Rairdance**  
Select rail kit with Select  
bath/shower valve  
88101043  
£1,114



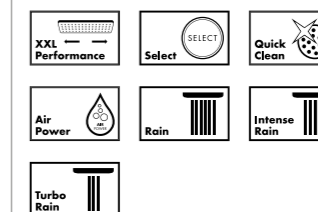
**Soft Cube Rairdance Select**  
rail kit with Cool Contact  
Croma E bath/shower valve  
88101122  
£724



**Soft Cube Croma**  
Select rail kit with  
bath/shower valve  
88101041  
£590



**Round Croma**  
Select rail kit with  
bath/shower valve  
88101042  
£590





## Showerpipes: all-in-one shower system

This showerpipe offers a unique showering experience with a large spray plate and generous flow of water to help you really relax. Switch between overhead or multi-function hand shower with a simple turn of the diverter handle. With three spray patterns available, it's your perfect all-in-one shower solution.

**Select PowderRain 240 showerpipe**

88101113

**£1,300**

# Showerpipes: all-in-one shower system

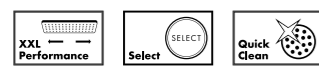
Simply select a configuration and design solution that is perfect for you.  
All collections include necessary concealed working parts.



Certain products featured are available in FinishPlus options.  
Please scan the QR code to view.

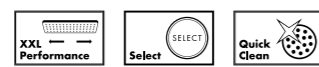
**Rainfinity 360 showerpipe**  
88102065

£4,030



**Square Rairdance 300 showerpipe**  
88101049

£1,980



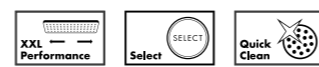
**Select PowderRain 240 showerpipe**  
88101113

£1,300



**Round Croma Select 280 showerpipe**  
88101046

£1,020



**Round Rairdance Select 240 showerpipe**  
88101047

£990



**Croma E Cool Contact showerpipe**  
88101123

£910



**Round Croma 220 showerpipe**  
88101045

£820



## Exposed showers

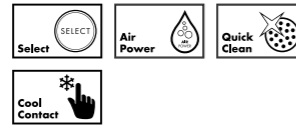
hansgrohe offers a wide selection of exposed shower valves. These not only add glamour to your bathroom but improve your shower experience too. Their intuitive controls let you easily regulate the water volume, pressure and temperature. Be your own judge of the first-class, elegant design, amazing functionality and reliable hansgrohe quality.



**ShowerTablet**  
Select 300 shower mixer  
13171400



**ShowerTablet**  
Select 300 bath and shower mixer  
13151400



**Ecostat**  
Select bath mixer  
13141000



**Ecostat**  
Comfort Care bath and shower mixer  
13115000



**Ecostat**  
Select shower mixer  
13161000



**Ecostat**  
Comfort bath mixer  
13114000



**Ecostat E**  
Shower mixer  
15773000



**Ecostat E**  
Bath and shower mixer  
15774000



**Ecostat**  
Comfort shower mixer  
13116000



Please visit [hansgrohe.co.uk](http://hansgrohe.co.uk) for the complete exposed valve collection

## Concealed showers

hansgrohe's diverse range of concealed shower valves gives you enormous scope when designing your bathroom. You'll be surprised at how many functions and designs there are that not only look great but also create more space and can be combined with any hansgrohe shower head.



**ShowerSelect Glass**  
Shower mixer for 2 outlets  
15738600



**RainSelect**  
Shower mixer for 2 outlets  
15380000



**RainSelect**  
Shower mixer for 5 outlets  
15358000



**ShowerSelect S**  
Shower mixer for 1 outlet  
15744000



**ShowerSelect Glass**  
Valve for 3 outlets  
15736400



**ShowerSelect**  
Shower mixer for 2 outlets  
15763000



**Ecostat Square**  
Shower mixer for 1 outlet  
15712000



**Ecostat S**  
Shower mixer for 2 outlets  
15758000



**Ecostat E**  
Shower mixer for 2 outlets  
15708000

Please visit [hansgrohe.co.uk](http://hansgrohe.co.uk) for the complete concealed valve collection  
Parts shown require concealed basic sets. Speak to your sales consultant for more details.

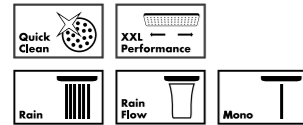


## Overhead showers

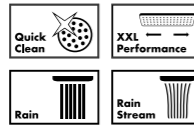
The hansgrohe range of overhead showers gives you the choice of square, soft cube or round heads, strikingly angular designs or softly rounded corners. They are available in a variety of finishes including some options in FinishPlus.



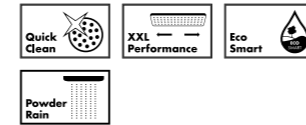
**Rainmaker Select**  
580 3jet overhead shower  
24001400




**Raindance Select**  
460 2jet overhead shower  
24005400




**Rainfinity**  
250 1jet overhead shower with wall connection  
26226000




**Raindance Select S**  
240 2jet overhead shower  
26466400



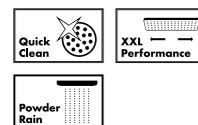
**Raindance S**  
240 1jet overhead shower  
27474000




**Raindance E**  
300 1jet overhead shower  
26238000




**Rainfinity**  
250 1jet overhead shower  
26228000



**Raindance E**  
240 1jet overhead shower  
27370000



**Croma E**  
280 1jet overhead shower  
26257000




Please visit [hansgrohe.co.uk](http://hansgrohe.co.uk) for the complete overhead shower collection  
Parts shown require concealed basic sets. Speak to your sales consultant for more details.

## Hand showers


Available in a square, soft cube or round design, our stunning hand showers not only feel good but look good too. As hansgrohe hand showers fit all shower hoses, upgrading your showering experience couldn't be easier.



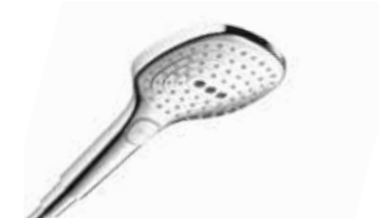

**Raindance Select E**  
150 3jet hand shower  
26550400



**Raindance Select S**  
150 3jet hand shower  
28587000



**Croma Select S**  
110 3jet multi hand shower  
26800400



**Raindance Select E**  
120 3jet hand shower  
26520000




**Raindance Select S**  
120 3jet hand shower  
26530400



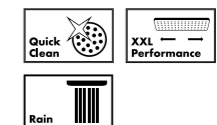
**Rainfinity**  
130 3jet hand shower  
26864000



**Rainfinity**  
100 1jet baton hand shower  
26866000



**Croma Select S**  
110 1jet hand shower  
26804400



Please visit [hansgrohe.co.uk](http://hansgrohe.co.uk) for the complete hand shower collection

## Shower sets

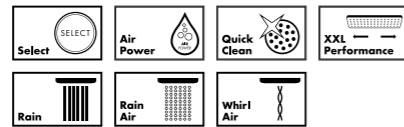
hangrohe shower sets consist of a hand shower, shower rail and shower hose. They're convenient, unique and reliable combinations for your shower or bath. Ideal for any style of bathroom, they can be easily installed onto existing fittings or plumbing. And, as we offer different sets for virtually all our hand showers, you really are spoilt for choice.




**Raindance Select E**  
120 3jet shower set with  
90cm shower rail  
26621400




**Raindance Select S**  
120 3jet shower set with  
110cm right shower rail  
26326000



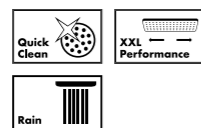
**Raindance Select S**  
120 3jet shower set with  
150cm shower rail  
27646000



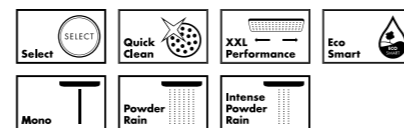
**Raindance Select S**  
150 3jet shower set with  
90cm shower rail  
26626400



**Croma Select E**  
110 1jet shower system with  
90cm shower rail  
26594400



**Rainfinity**  
130 3jet shower set with  
90cm shower rail and soap dish  
27672000



## Attractive finishing options, engineered to last

The quality engineering and attention to detail of every hangrohe product ensures peace of mind from installation to enjoyment. A passion for water and love of innovation means you can trust hangrohe showering solutions to provide long-term performance and durability. Proven over generations, you will have a truly exceptional experience every time you shower.



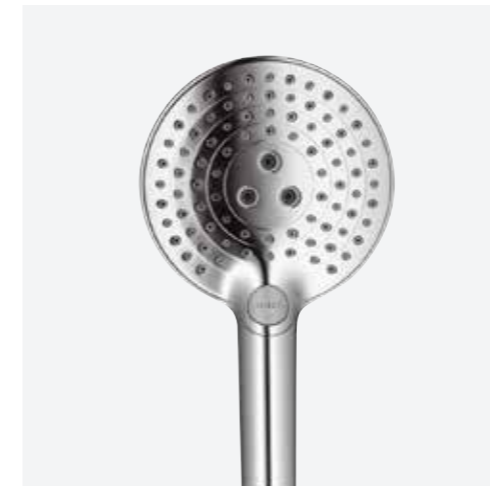
### Ceiling mounted overhead showers

Whether you're working with a compact and contemporary space or a large and luxurious one, you'll find a hangrohe ceiling mounted overhead shower option to fulfil your needs. Modern or classic; square, round or soft cube; every model acts as a stylish focal point in any bathroom.




### Exafill - bath filling without taps

For the bath inflow, waste and overflow, there is the modern hangrohe alternative to the traditional set-up. The Exafill S unique RainFlow spray fills any bath smoothly and speedily and is never slowed by limescale deposits, thanks to its ingeniously built-in QuickClean technology.



### Chrome finish

Our sophisticated, hangrohe style is always in fashion, and engineered to stand the test of time.



### Chrome and white finish

Our contemporary style that's perfect for hard water areas and made to last.

(Option available at no extra cost)

Please visit [hangrohe.co.uk](http://hangrohe.co.uk) for the complete shower set collection  
Parts shown require concealed basic sets. Speak to your sales consultant for more details.



# hansgrohe: style on tap

Whether you prefer understated design, timeless elegance or something a little more unusual, hansgrohe gives you a dramatic diversity of styles. From cool contemporary to classic simplicity, all our taps are designed by the award-winning studio Phoenix Design and fulfil the most stringent requirements in terms of quality and usability. All of our taps feature EcoSmart and AirPower technology. EcoSmart will help save your water and money in the long run, whilst the AirPower feature mixes air into the water to make the jet feel pleasantly plump and indulgent whilst minimising splash.

- 70** Vivenis
- 70** Finoris
- 71** Talis E
- 71** Talis S
- 72** Metropol
- 72** Metris
- 73** AddStoris



Certain products featured are available in FinishPlus options. Please scan the QR code to view.

NEW

## Vivenis



**Vivenis**  
Single lever basin mixer 110  
without waste  
75022000

£192



**Vivenis**  
Single lever basin mixer 210 with  
swivel spout without waste  
75032000

£290



**Vivenis**  
Single lever 2-hole basin mixer for  
concealed installation with spout 19.2cm  
75050000

£276



**Vivenis**  
3-hole basin mixer 90  
with pop-up waste  
75033000

£304

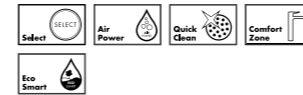


## Talis® E



**Talis E**  
Select basin mixer 110  
without waste  
71751000

£220



**Talis E**  
Single lever basin mixer 110  
without waste  
71712000

£168



**Talis E**  
Single lever basin mixer 240  
with pop-up waste  
71716000

£300



**Talis E**  
3-hole basin mixer  
with pop-up waste  
71733000

£325



NEW

## Finoris



**Finoris**  
Single lever basin mixer 110  
with push-open waste  
76023000

£237



**Finoris**  
Single lever basin mixer 230 with 2jet  
pull-out spray and push-open waste  
76063000

£383



**Finoris**  
Single lever 2-hole basin mixer for  
concealed installation with spout 22.8cm  
76050000

£324



**Finoris**  
3-hole basin mixer 160  
with push-open waste  
76034000

£353




## Talis® S



**Talis S**  
Select basin mixer 100  
without waste  
72043000

£285



**Talis S**  
Single lever basin mixer 100  
without waste  
72021000

£201



**Talis S**  
Single lever basin mixer 190  
with pop-up waste  
72031000

£325



**Talis S**  
Single lever basin mixer 250  
without waste  
72116000

£625



Please visit [hansgrohe.co.uk](http://hansgrohe.co.uk) for the complete tap collection

Alternative waste options are available. Some parts require concealed basic sets. Speak to your sales consultant for more details.

Please visit [hansgrohe.co.uk](http://hansgrohe.co.uk) for the complete tap collection


Alternative waste options are available. Some parts require concealed basic sets. Speak to your sales consultant for more details.

# Metropol®



**Metropol**  
Select basin mixer 110  
with push-open waste  
32571000

£455



**Metropol**  
Single lever basin mixer 110 with  
lever handle and push-open waste  
32507000

£405



**Metropol**  
Single lever basin mixer 260 with lever handle  
for wash bowls with push-open waste  
32512000

£560



**Metropol**  
3-hole basin mixer 110 with  
lever handle and push-open waste  
32514000

£525



# Metris®



**Metris**  
Single lever basin mixer 100 for  
cloakroom basins without waste  
31186000

£255



**Metris**  
Single lever basin mixer 200  
without waste  
31185000

£390



**Metris**  
Single lever basin mixer 230  
with push-open waste  
31187000

£440



**Metris**  
Single lever basin mixer for concealed  
installation with spout 22.5cm  
31086000

£465



NEW

# AddStoris



Certain products featured are available in FinishPlus options.  
Please scan the QR code to view.



**AddStoris**  
Double hook  
41755000

£23



**AddStoris**  
Soap dish  
41746000

£38



**AddStoris**  
Toothbrush tumbler  
41749000

£38



**AddStoris**  
Liquid soap dispenser  
41745000

£54



**AddStoris**  
Towel ring  
41754000

£38



**AddStoris**  
Double bath towel rail  
41743000

£82



**AddStoris**  
Shaving mirror  
41791000

£92



**AddStoris**  
Roll holder without cover  
41771000

£43



**AddStoris**  
Roll holder with shelf  
41772000

£52



**AddStoris**  
Toilet brush holder wall-mounted  
41752000

£54

Please visit [hansgrohe.co.uk](http://hansgrohe.co.uk) for the complete tap collection  
Alternative waste options are available. Some parts require concealed basic sets. Speak to your sales consultant for more details.

Please visit [hansgrohe.co.uk](http://hansgrohe.co.uk) for the complete AddStoris collection

# Peace of mind from installation to enjoyment

The quality engineering and attention to detail of every hansgrohe product ensures absolute ease of installation.

A passion for water and love of innovation means you can trust hansgrohe showering solutions to provide long term performance and durability. Proven over generations, you will have a truly exceptional experience, every time you shower.

### Selecting the right products

To discover which showering products will best deliver the exceptional showering experience you seek, it is important to identify correctly the system that is installed in your home. If you are unsure of the system or the water pressure it provides, please consult your professional installer.

### Understanding your water system

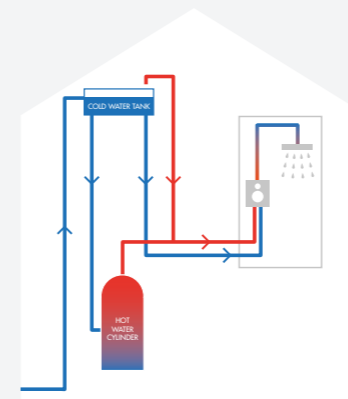
Identifying the water pressure provided by your plumbing system will allow you to choose a showering product designed to work most efficiently within its parameters. Water pressure is the term used to describe the strength of the water flow through a pipe and is measured in bars.

### Installation

Understanding your system's ability to deliver water is essential in order to match your chosen showering solution's performance. A qualified installer will have the knowledge and experience to help you achieve your desired result with the reassurance of exceptional performance in the years ahead.

### Service and maintenance

Every hansgrohe product provides the added reassurance of a 5-year quality guarantee with the availability of spare parts also guaranteed for 15 years. All products professionally installed are designed to be serviced if necessary in situ.

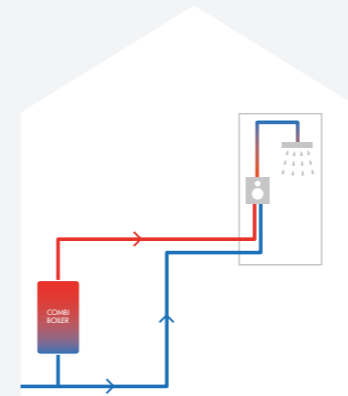


### Gravity

#### Low Pressure - LP (0.2Bar)

- Cold water storage tank in the loft
- Hot water cylinder in property
- No shower pump installed

\*All hansgrohe showers in this brochure require a pump if you have this system

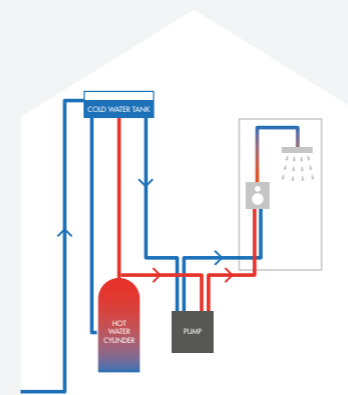


### Combination Boiler

#### Medium Pressure - MP (1Bar - 1.5Bar)\*

- Combination boiler fitted providing hot water on demand
- No storage tanks in property
- No shower pump installed

\*Pressure is dependent upon the age and size of the combi boiler plus the mains water pressure. A modern 28KW combi boiler will typically provide between 1Bar - 1.5Bar pressure.



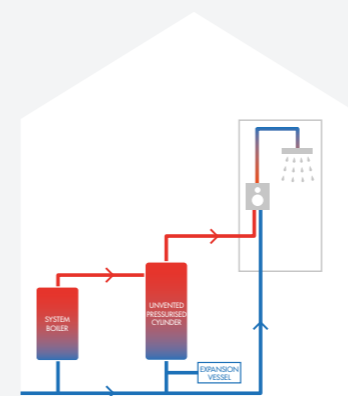
### Pump Assisted

#### High Pressure - MP - HP (1.5 - 3Bar Plus)

- Booster pump installed

When the gravity of water exceeds 0.61pm, this is known as 'Positive Head' (i.e. when a shower head is positioned below the cold water storage tank). In this situation a standard, or Positive Head, shower pump can be used. Please note, this is with the exception of our Select valves and mixers. These require a Universal pump to be installed.

A 'Negative Head' condition is when the gravity of water is less than 0.61pm (i.e. when a shower head is positioned above the cold water storage tank, e.g. in a loft conversion). In these conditions a universal head pump must be used. Please note, a Universal shower pump will work in both positive and universal head conditions.(i.e. where the shower head is either above or below the cold water storage tank). The correct pump will allow you to use any of the products featured in this brochure.



### Mains High Pressure

#### High Pressure - HP (1.5 - 3Bar)

- Unvented cylinder with an expansion cylinder
- No cold water storage tank in the loft
- Stored hot water
- Balanced Pressure
- Limited to Mains Pressure

# hansgrohe



Want to find out more? Register online and you'll always be the first to know about what's new from hansgrohe. We look forward to seeing you!  
[www.hansgrohe.co.uk/register](http://www.hansgrohe.co.uk/register)



## Hansgrohe Customer Service

For technical enquiries, our experts will be happy to assist you with their extensive knowledge of the entire hansgrohe product range. Service and replacement parts are delivered in the fastest possible manner.

Service hours:

Monday - Friday: 9am - 5pm

Trade Helpline: 01372 472077

Enquiries: [customerservices@hansgrohe.co.uk](mailto:customerservices@hansgrohe.co.uk)

Hansgrohe Limited - Unit D1 - Sandown Industrial Park  
Esher - Surrey - KT10 8BL - Telephone 01372 465655

Meet the beauty of water. Subject to technical alterations and colour differences due to the printing process. Prices listed are inclusive of VAT. Prices are subject to change and were correct at time of going to print. Form-Nr. 07004541

